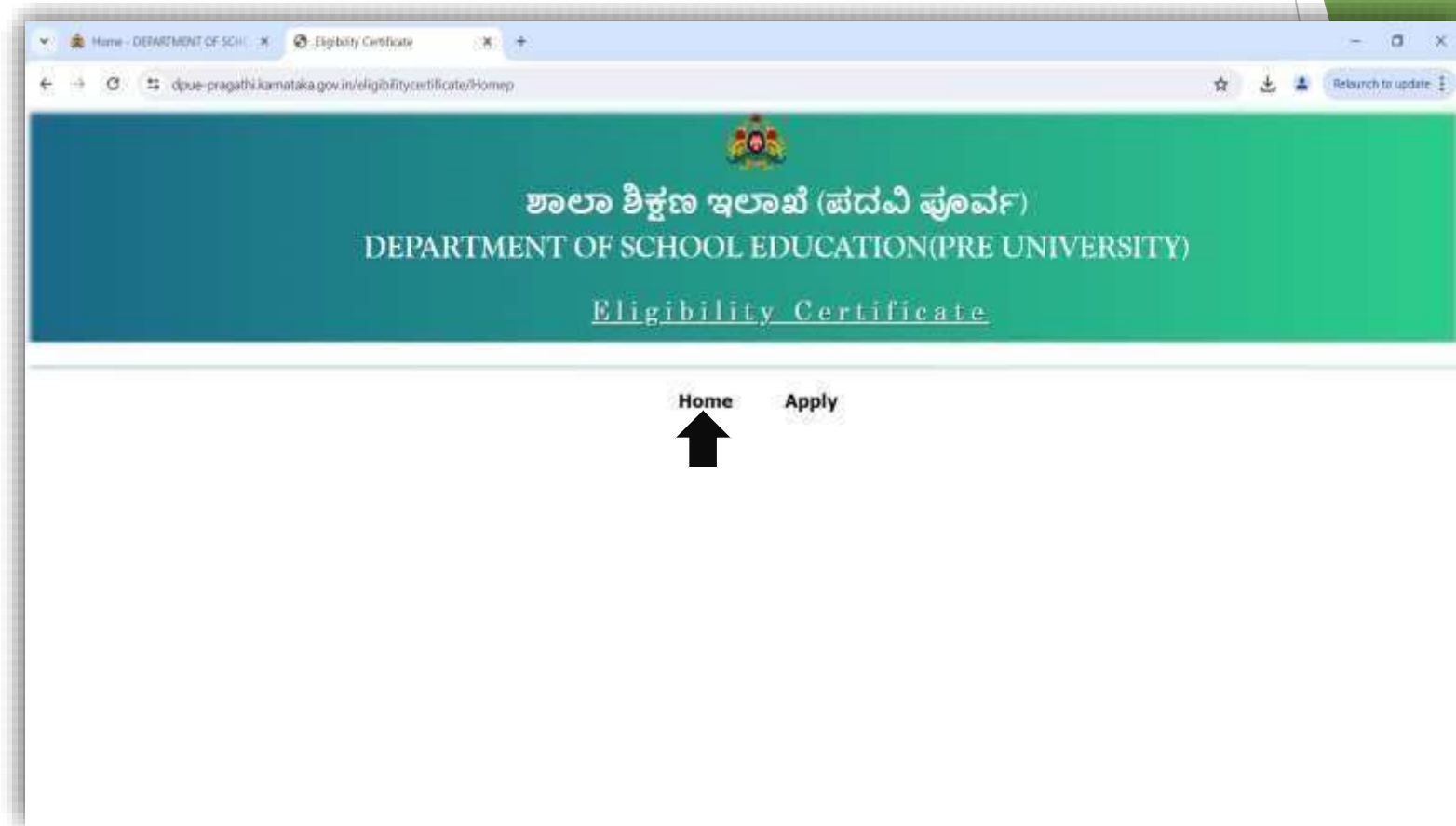


USER MANUAL FOR ELIGIBILITY CERTIFICATE 2026 -2027

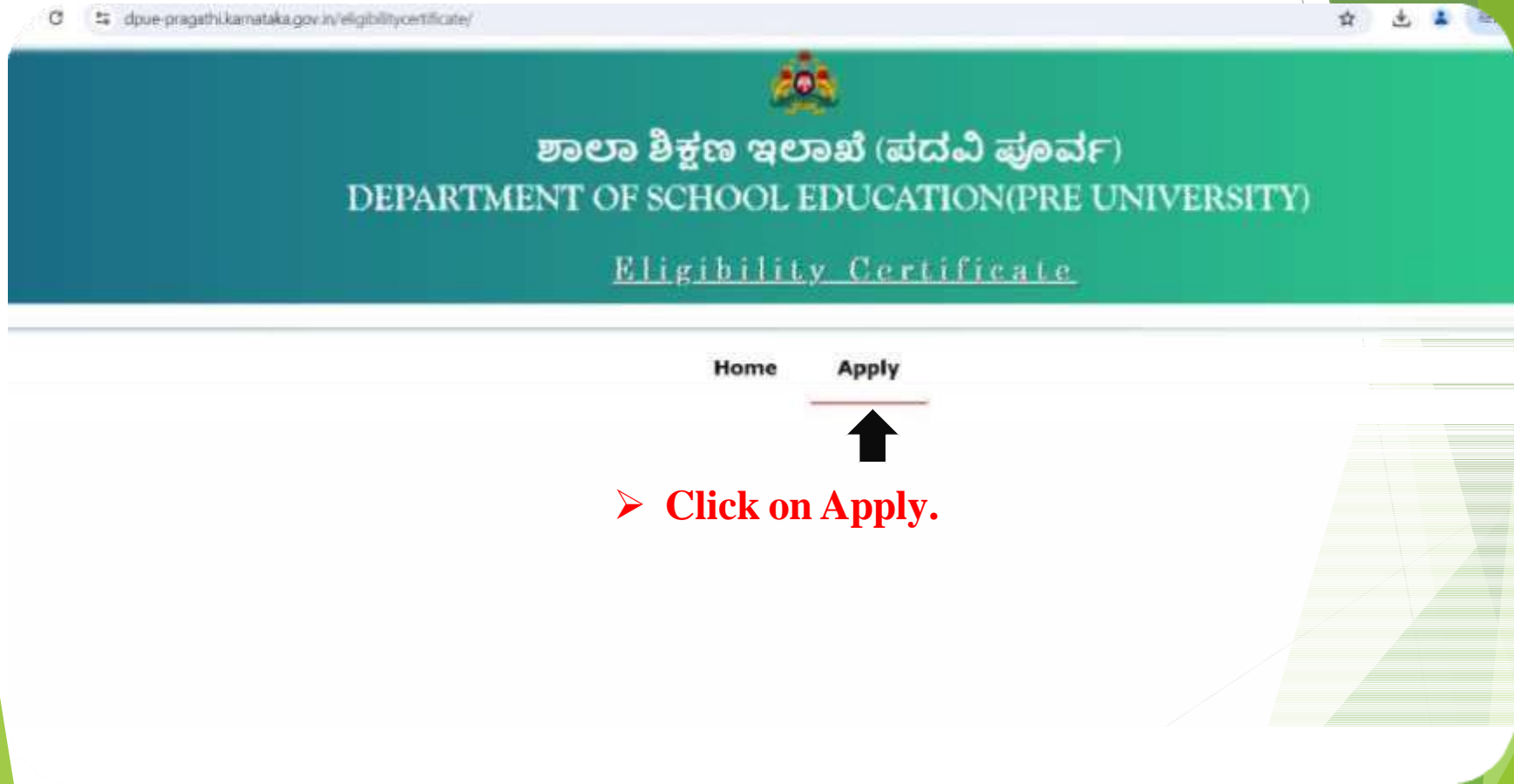
- **For 2026 - 2027 ELIGIBILITY CERTIFICATE Application Process is online (CBSE/ICSE/NIOS AND OTHER STATES)**
- **Kindly download and go through the user manual provided in the website.**
- **The link provided from the Department of School Education (Pre - University) will be displayed on the last page of the user manual. Kindly click on it.**

ELIGIBILITY CERTIFICATE USER MANUAL

ELIGIBILITY CERTIFICATE HOMEPAGE



- This is eligibility certificate home page.
- Here you have to click on apply section.



- Click on Apply.

dpue-pragathi.karnataka.gov.in/eligibilitycertificate/Application

ಶಾಲಾ ಶಿಕ್ಷಣ ಇಲಾಖೆ (ಪದವಿ ಪೂರ್ವ)
DEPARTMENT OF SCHOOL EDUCATION (PRE UNIVERSITY)
Eligibility Certificate

Home Apply

Student Type

--SELECT--
--SELECT--
INDIAN
FOREIGNER

Select Student Type

- Here you have to select student type.
- Select Indian/Foreigner.
- You will get candidate details to fill .

dpue-pragathi.karnataka.gov.in/eligibilitycertificate/Application

Student Type: INDIAN ← **Select Student Type**

Candidate Details

Board Name	--SELECT--	Select Board Name	Year of Passing	EX: 2022
10th Registration Number	Enter Register Number		Student Name* (As per the 10th Marksheet)	ENTER THE FULL NAME
Father Name* (As per the 10th Marksheet)	ENTER FATHER NAME		Mother Name* (As per the 10th Marksheet)	ENTER MOTHER NAME
Gender	--SELECT--		Address	ENTER ADDRESS
Pin Code	Enter Pincode		Email	Enter E-Mail ID
Total Marks/Grade(As per the 10th)	Total	Mark Marks/Grade	Course Type	<input type="radio"/> IPUC
Stream	--SELECT--		State	Please Enter
Category	--SELECT--		Mobile Number	ENTER MOBILE NUMBER

Total Amount Payable : 1000

Save and Continue ← **Click on save and continue**

- **Fill all the details carefully, starting from BOARDNAME.**
- **To get the OTP, enter the right mobile number.**
- **Then click on save and continue button**

dpue-pragathi.karnataka.gov.in/eligibilitycertificate/Application

Home Apply

Student Type FOREIGNER ← Select Student Type

Candidate Details

Board Name	CENTRAL BOARD OF SECONDARY EDUCATION, 2, COMMUNITY CENTRE, SHIKSHA XI	Year of Passing	EX: 2022
10th Registration Number	Enter Register Number	Student Name(* As per the 10th Markscard)	ENTER THE FULL NAME
Father Name(* As per the 10th Markscard)	ENTER FATHER NAME	Mother Name(* As per the 10th Markscard)	ENTER MOTHER NAME
Gender	--SELECT--	Address	ENTER ADDRESS
Pin Code	Enter Pincode	Email	Enter E-Mail ID
Total Marks/Grade(As per the 10th)	Total	Course Type	<input type="radio"/> IPUC
Stream	--SELECT--	Country	Please Enter
Category	--SELECT--	Mobile Number	ENTER MOBILE NUMBER

Total Amount Payable : 4750

Save and Continue ← Click on save and continue

- Your board name will be automatically be selected if you are a foreigner.
- Then Fill all the details carefully.
- To get the OTP,enter the right mobile number.
- Then click on save and continue button

dpue-pragathi.karnataka.gov.in/eligibilitycertificate/Application

ಶಾಲಾ ಶಿಕ್ಷಣ ಇಲಾಖೆ (ಪದವಿ ಪೂರ್ವ)
DEPARTMENT OF SCHOOL EDUCATION (PRE UNIVERSITY)
Eligibility Certificate

Home Apply

Data Saved Successfully. Please Note the Application Number: DPTEPUACA180258
Enter OTP

Enter the OTP that was sent to your phone.

Resend

Validate OTP

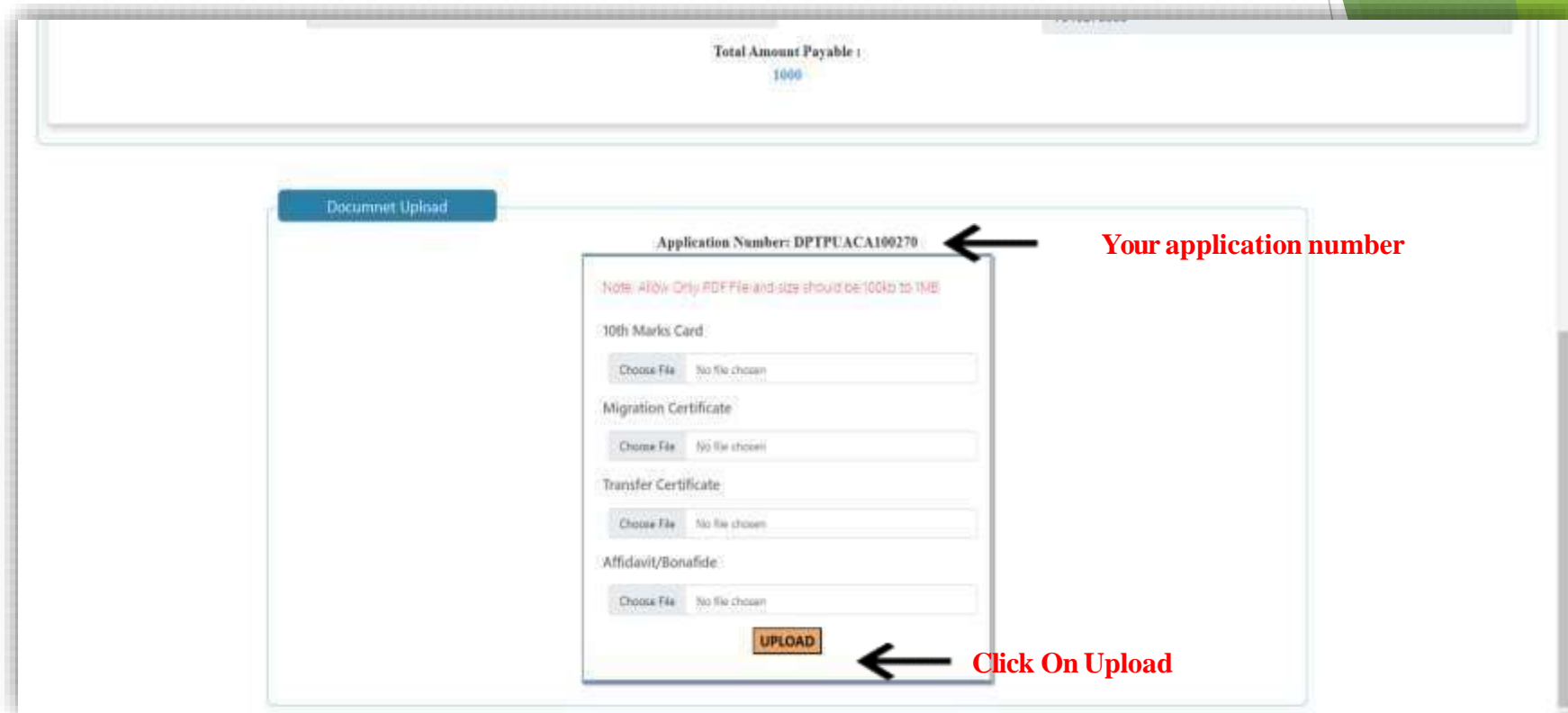
Click on validate OTP

Board Name	GOVERNMENT OF KARNATAKA DEPT. OF PRE-UNIVERSITY EDUCATION	Year of Passing	2021
MO Registration Number	2024173498	Student Name* As per the 10th Markcard	TESTAGAPPA
Father Name* As per the 10th Markcard	HSWTT	Mother Name* As per the 10th Markcard	TESTWJ
Gender	MALE	Address	BANGALURU
Pin Code	574101	Email	www.dpue@dpue.karnataka.gov

➤ Enter the OTP that was sent to your phone.

➤ Click on the option validate OTP

➤ Next you will get Document Upload part to upload the documents.

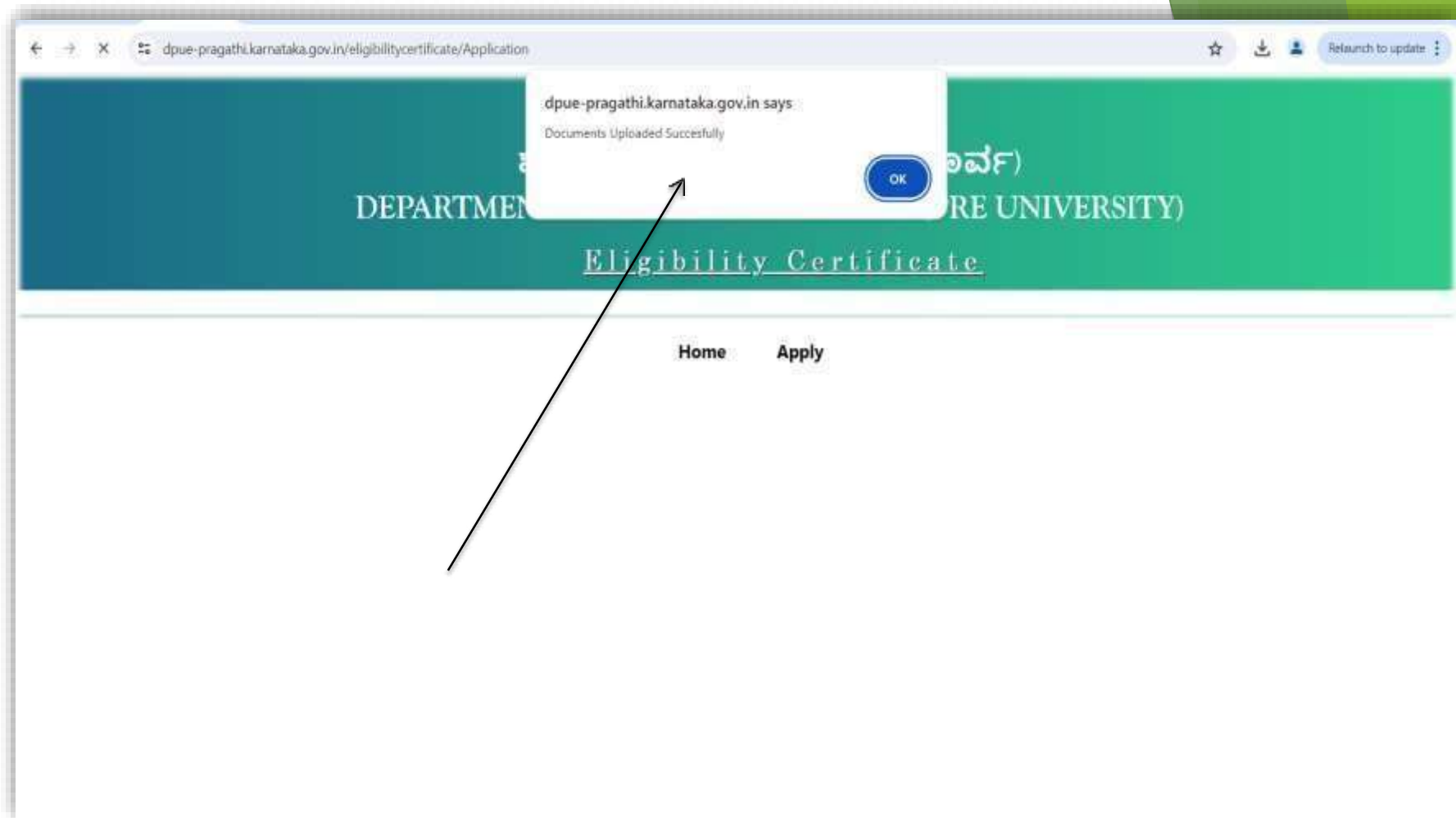


The screenshot shows a web interface for document upload. At the top, it displays 'Total Amount Payable : 1000'. Below this is a 'Document Upload' section. The 'Application Number' is 'DPTPUACA100270', with an arrow pointing to it and the text 'Your application number'. A note states: 'Note: Allow Only PDF File and size should be 100kb to 1MB'. There are four document categories, each with a 'Choose File' button and 'No file chosen' text: '10th Marks Card', 'Migration Certificate', 'Transfer Certificate', and 'Affidavit/Bonafide'. An 'UPLOAD' button is at the bottom, with an arrow pointing to it and the text 'Click On Upload'.

➤ Carefully upload each and every document.

➤ Documents should be Only in PDF File and size should be 100kb to 1MB

➤ Then click on upload



- You will get a message stating that documents are uploaded successfully
- Then Click on Ok

dpue-pragathi.karnataka.gov.in/eligibilitycertificate/Application

Student Type: INDIAN

Candidate Details

Board Name	GOVERNMENT OF KARNATAKA DEPTT. OF PRE-UNIVERSITY EDUCATION	Year of Passing	2021
10th Registration Number	Enter Register Number	Student Name* (As per the 10th Marksheet)	ENTER THE FULL NAME
Father Name* (As per the 10th Marksheet)	ENTER FATHER NAME	Mother Name* (As per the 10th Marksheet)	ENTER MOTHER NAME
Gender	--SELECT--	Address	ENTER ADDRESS
Pin Code	Enter Pincode	Email	Enter E-Mail ID
Total Marks/Grade(As per the 10th)	Total	Course Type	<input type="radio"/> IPUC
Stream	--SELECT--	State	Please Enter
Category	--SELECT--	Mobile Number	ENTER MOBILE NUMBER

Total Amount Payable : 1000

[Make Payment](#) ← Click On Make Payment

➤ After filling all the candidate details , upload all the documents and then click on upload.

➤ Here in this page check all the details and click on Make Payment .

dpue-pragathi.karnataka.gov.in/eligibilitycertificate/Payment?Chll_No=DPTPUACA100362

Home Apply

Payment Details

Student Name
testapiltwo

Application Number
DPTPUACA100362 ← **Application Number**

Email ID
tstapi@gmail.com

Challan Number
CHL100362001 ← **Challan Number**

Amount
1000

Payment Type
Online

Make Payment ← **Click On Make Payment**

- **Go through every details in this section carefully**
- **Then click on make payment**

The screenshot displays the KarnatakaOne payment gateway interface. At the top, it shows the Government of Karnataka logo and the text 'KarnatakaOne'. Below this, there are input fields for 'Name' (testappltwo), 'Challan No.' (CHL100362001), 'Application No.', 'Email Id' (tstapl@gmail.com), and 'Amount (In Rs.)' (1000). A 'Select your payment gateway' section offers options for NTDDBTS, paytm, and Razorpay. A 'Pay Mode' dropdown menu is set to 'Next Working' with a right-pointing arrow. To the right, a table lists charges: Department Charges (0), User Charge (10), Payment Charge(%) (0), Payment Charge (0), and Amount Payable (1010). A checkbox with the text 'I have read and agree to the terms and conditions for online payment services' is checked, with a red arrow pointing to it and the label 'Click check box'. A green 'Continue for Payment' button is located at the bottom right. The footer contains the text 'This website belongs to Directorate of Electronic Delivery of Citizen Service (EDCS), DPAR (e-Governance), Government of Karnataka' and 'Empowered by: CMS'.

- Here, First check all the payment gateway and select any one payment gateway by clicking on it.
- Select Pay mode .
- Next click the Check Box.
- Then click on continue for payment.

➤ **Once Your payment get successful in Karnataka One website**


The screenshot shows the Karnataka One website interface. At the top, there is a navigation bar with the Karnataka One logo, the text "GOVERNMENT OF KARNATAKA, INDIA", and the Karnataka State Emblem. Below this is a menu with options like "HOME", "ABOUT US", "SIGN IN", "SERVICES OFFERED", "ONLINE SERVICES", "HELP", "SITE MAP", "QUICK PAY", "GET YOUR RECEIPT", and "CONTACT US". The main content area displays a green message box with a checkmark icon, stating: "Your Payment Was Successfull, But We could not able to update at Department now, Please do not process another transaction for the same, We will be Processing this Transaction shortly, Please contact helpdesk with following details." Below the message, there is a table of transaction details:

Transaction Status	Payment ID
Successfull	order_OA\WMxJgeRzHBA
Amount	Date
Rs 1010	15-05-2024 15:47:09
Transaction No	
NET010421852	

At the bottom right of the table, there is a blue "Print" button with a black arrow pointing to it and the text "Click here to print" in red.

- **Take a print / download the copy for further procedures.**
- **Additionally, get in touch with your college for more details.**

- **Take a printout of Transaction Acknowledgment and submit the same to college for verification of documents.**



Government Of Karnataka
ಕರ್ನಾಟಕ ಸರ್ಕಾರ
KarnatakaOne
ಕರ್ನಾಟಕ ಒನ್

Transaction Acknowledgment / ದೃಢೀಕರಣ ಪತ್ರ

Thank you. Your payment has been successfully received with the following details. Please quote your transaction reference number for any queries relating to this request.

ಧನ್ಯವಾದಗಳು. ಕರ್ನಾಟಕ ಒನ್‌ನಲ್ಲಿ ನಿಮ್ಮ ಪಾವತಿಯು ಯಶಸ್ವಿಯಾಗಿ ಸ್ವೀಕೃತವಾಗಿದೆ. ಕರ್ನಾಟಕ ಒನ್‌ನಲ್ಲಿನ ಯಾವುದೇ ಪ್ರಶ್ನೆಗಳಿಗೆ ನಿಮ್ಮ ದೃಢೀಕರಣ ಸಂಖ್ಯೆಯನ್ನು ಸಂದರ್ಶಿಸಿ.

KarnatakaOne Transaction Number / ಕರ್ನಾಟಕ ಒನ್ ಟ್ರಾನ್ಸಾಕ್ಷನ್ ಸಂಖ್ಯೆ	NET016759791
Payment Date / ಪಾವತಿ ದಿನಾಂಕ	Monday, May 26, 2025 2:38 PM
Consumer Number / ಗ್ರಾಹಕ ಸಂಖ್ಯೆ	CH207321001
Consumer Name / ಗ್ರಾಹಕ ಹೆಸರು	[REDACTED]
Department / ಇಲಾಖೆ	Department Of Pre University Education
Service / ಸೇವೆ	Payment For Eligibility Certificate
Payment Method / ಪಾವತಿ ವಿಧಾನ	UPI
Payment Transaction No. / ಪಾವತಿ ದಳಾಂಕ ಸಂಖ್ಯೆ	order_QZVDyDeRmRq6V8
Payment Receipt Number / ಪಾವತಿ ದಳಾಂಕ ಸಂಖ್ಯೆ	pay_QZV5f4ka38xKE5
Paid Amount / ಪಾವತಿಸಿದ ಮೊತ್ತ	1000
User Charges / ಬಳಕೆದಾರರ ಶುಲ್ಕಗಳು	0
Payment Charges / ಪಾವತಿ ಶುಲ್ಕಗಳು	0
Total Amount / ಒಟ್ಟು ಮೊತ್ತ	1010

Note: Please Visit PUC Website to download Eligibility Certificate.

Your transaction is processed through a secure 128 bit https internet connection based on secure socket layer technology.

ನಿಮ್ಮ ಟ್ರಾನ್ಸಾಕ್ಷನ್ ಒನ್‌ನಲ್ಲಿ ಯಶಸ್ವಿಯಾಗಿ ಪಾವತಿಯಾಗಿದೆ ಮತ್ತು ನಿಮ್ಮ ದೃಢೀಕರಣ ಪತ್ರವನ್ನು ಡೌನ್‌ಲೋಡ್ ಮಾಡಲು ಕೆಳಕಂಡ ವಿವರಗಳನ್ನು ನೋಡಿ.

☎ 080-49203888 / 8904085030

✉ onehelpdesk@karnataka.gov.in

📞 8095892826

🌐 <https://www.KarnatakaOne.gov.in>

📘 www.facebook.com/KarnatakaOne

🐦 <https://twitter.com/KarnatakaOne>

Re-Upload Section

dpue-pragathi.karnataka.gov.in/eligibilitycertificate/reupload

ಶಾಲಾ ಶಿಕ್ಷಣ ಇಲಾಖೆ (ಪದವಿ ಪೂರ್ವ)
DEPARTMENT OF SCHOOL EDUCATION(PRE UNIVERSITY)
Eligibility Certificate

Home Apply Reupload ←

Enter Unique Number/Application Number * Enter your application/unique number

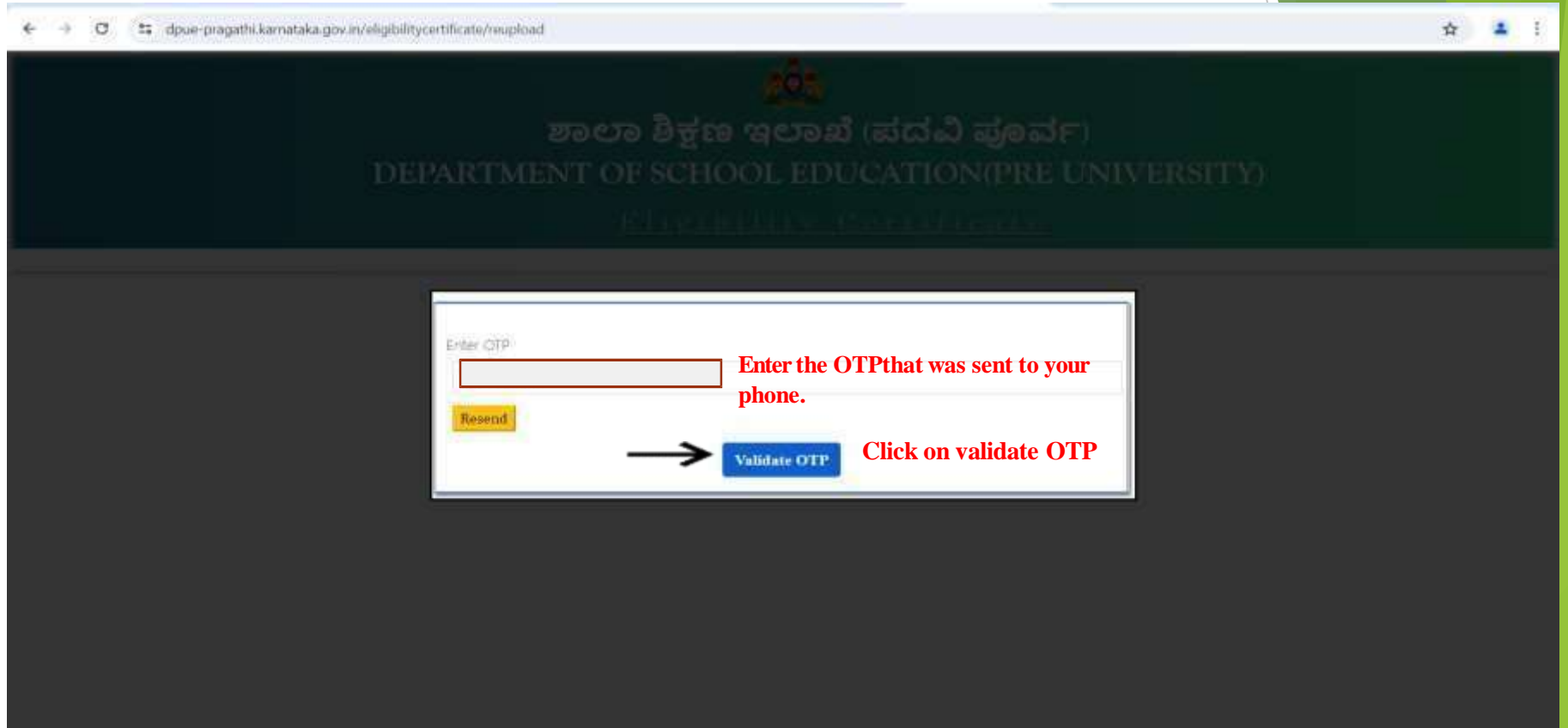
Enter Captcha * Enter Captcha

EZE6X

Submit ← Click here to submit

- You will receive a message on your phone, if any documents get rejected.
- Then check in the re upload section.
- Enter your application number/unique number.
- Enter the CAPTCHA.
- Click On Submit.

Re-Upload Section



The screenshot shows a web browser window with the URL `dpue-pragathi.karnataka.gov.in/eligibilitycertificate/reupload`. The page header displays the logo of the Department of School Education (Pre-University) and the text "ಶಾಲಾ ಶಿಕ್ಷಣ ಇಲಾಖೆ (ಪದವಿ ಪೂರ್ವ)" and "DEPARTMENT OF SCHOOL EDUCATION (PRE UNIVERSITY)". The main content area features a form with the following elements:

- A text input field labeled "Enter OTP" with a red border.
- A yellow "Resend" button.
- A blue "Validate OTP" button.
- An arrow pointing from the "Resend" button to the "Validate OTP" button.

Red annotations on the form include:

- "Enter the OTP that was sent to your phone." next to the input field.
- "Click on validate OTP" next to the "Validate OTP" button.

- Enter the OTP that was sent to your phone.
- Click on the option validate OTP

Re-Upload Section

dpue-pragathi.karnataka.gov.in/eligibilitycertificate/reupload

ಶಾಲಾ ಶಿಕ್ಷಣ ಇಲಾಖೆ (ಪದವಿ ಪೂರ್ವ)
DEPARTMENT OF SCHOOL EDUCATION(PRE UNIVERSITY)
Eligibility Certificate

Home Apply Reupload ←

Document Type	Remarks	Upload Document
10th Marks Card	Not a proper document	Choose File No file chosen Choose the correct file

If any remarks read here

Submit ← **Click On Submit**

- Check and read it once if there are any remarks.
- And re upload the correct/right document .
- Then Click On Submit.

**After re uploading the correct/right document .
Then Click On Submit.
After successful submission , contact your college
and inform them for further details.**

Kindly click on the below link

<https://dpue-pragathi.karnataka.gov.in/eligibilitycertificate/>

THANK YOU